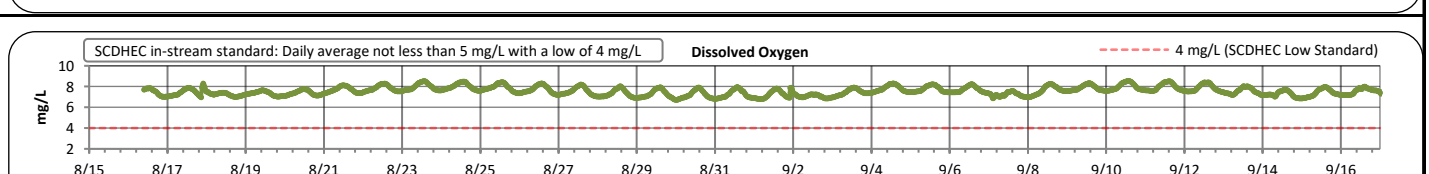
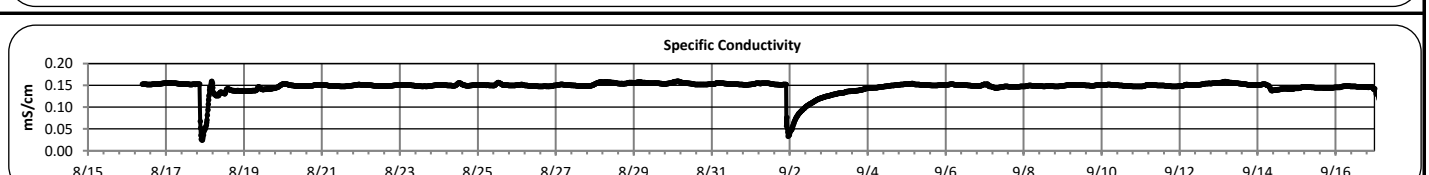
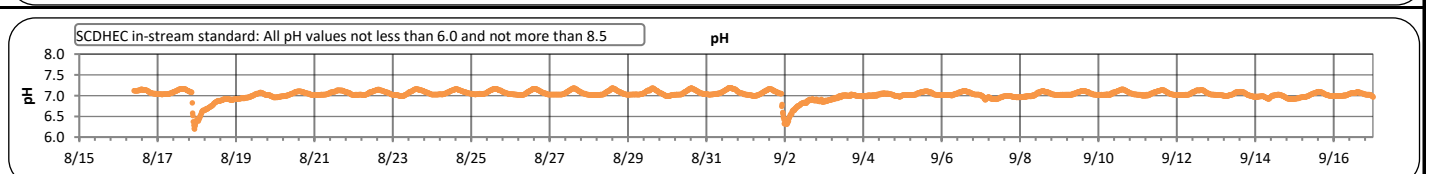
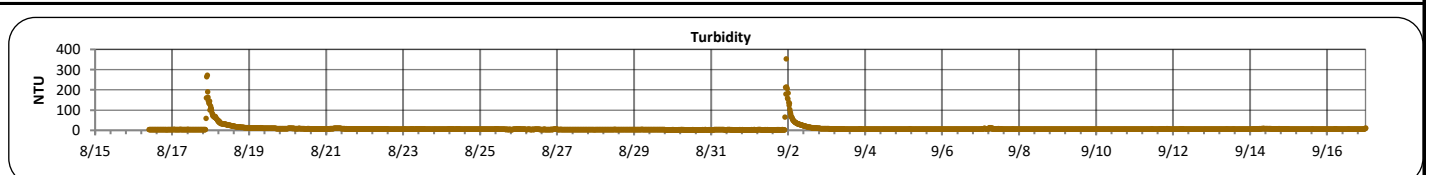
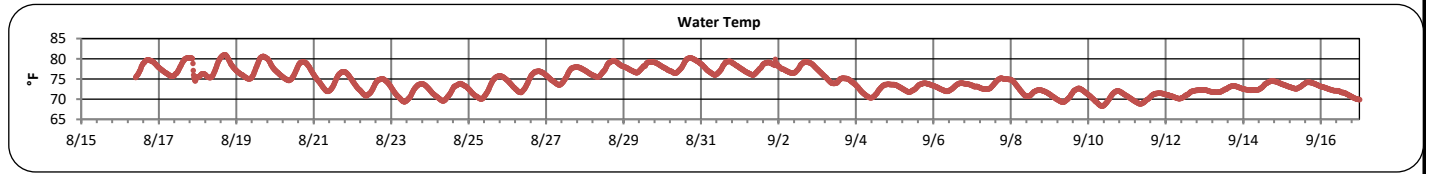
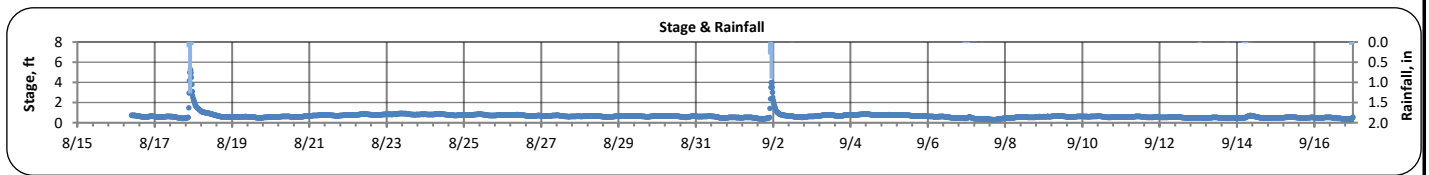


Continuous Water Quality Monitoring Periodic Report

Smith Branch A (August 15, 2024 - September 17, 2024)

PARAMETER	DESCRIPTION	CONTINUOUS WATER QUALITY PARAMETERS:	SUMMARY STATISTICS				
			MINIMUM OBSERVED	MAXIMUM OBSERVED	MEDIAN OBSERVED	MEAN OBSERVED	STANDARD DEVIATION
STREAM NAME:	Smith Branch	STAGE (FT):	0.3	5.3	0.6	0.7	0.3
LOCATION:	Earlewood Park	TEMPERATURE (°F):	68	81	74	74	3
ADDRESS:	1111 Parkside Dr Columbia, SC 29201	TURBIDITY (NTU):	3	353	6	9	17
COORDINATES:	34.027289,-81.04265	pH:	6.2	7.2	7.0	7.0	0.1
TMDL/IMPAIRMENT:	Fecal Coliform	SPECIFIC CONDUCTIVITY (mS/cm):	0.025	0.160	0.150	0.147	0.015
NEIGHBORING LANDUSE:	Residential and commercial	DISSOLVED OXYGEN (mg/L):	6.7	8.6	7.6	7.6	0.4
SPATIAL LOCATION:	Most upstream site						
TOTAL NO. STORMS OVER 0.1 INCH:	8						
MAX. DAILY RAINFALL:	1.5 inches						
TOTAL RAINFALL (FOR PERIOD):	3.2 inches						



**Continuous Water Quality
Monitoring Periodic Report**

Smith Branch A (August 15, 2024 - September 17, 2024)

Explanation of Statistics:

MINIMUM OBSERVED	The minimum of the values recorded by the datasonde in 15 minute intervals.
MAXIMUM OBSERVED	The maximum of the values recorded by the datasonde in 15 minute intervals.
MEDIAN OBSERVED	The median of all the values recorded by the datasonde in 15 minute intervals.
MEAN OBSERVED	The average of all the values recorded by the datasonde in 15 minute intervals.
STANDARD DEVIATION	The standard deviation of all the values recorded by the datasonde in 15 minute intervals.

Sampled Data: No samples were collected during this monitoring period.

Analyte (units)								
	Time	Results	Time	Results	Time	Results	Time	Results
<i>Escherichia coli</i> (MPN/100mL)								
Total Suspended Solids (mg/L)								
Total Phosphorus (mg/L)								
Total Nitrogen (mg/L)								

Notes:

Data Gaps

Calibration period occurred 8/13-8/15.

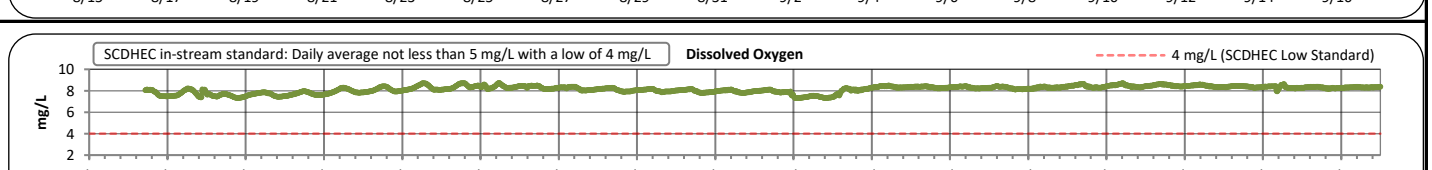
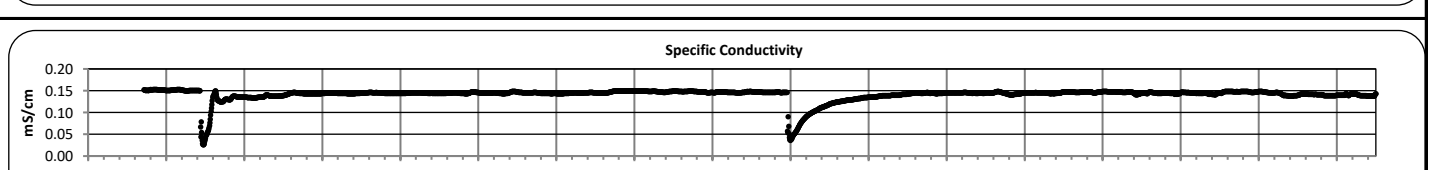
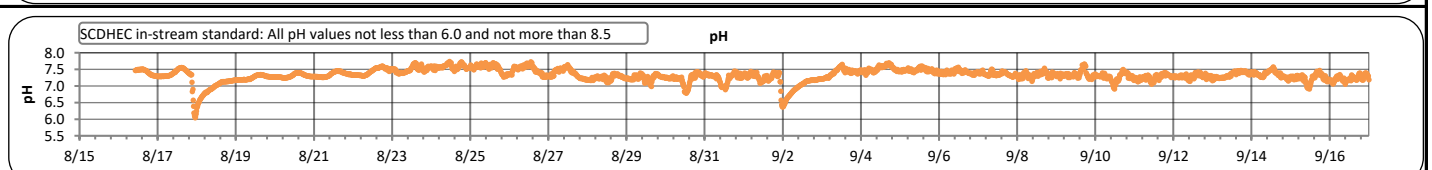
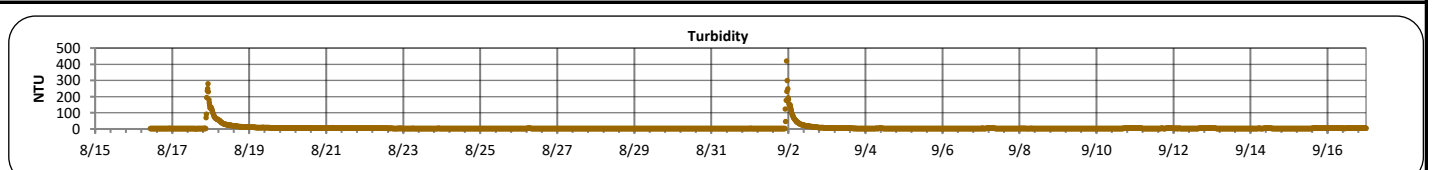
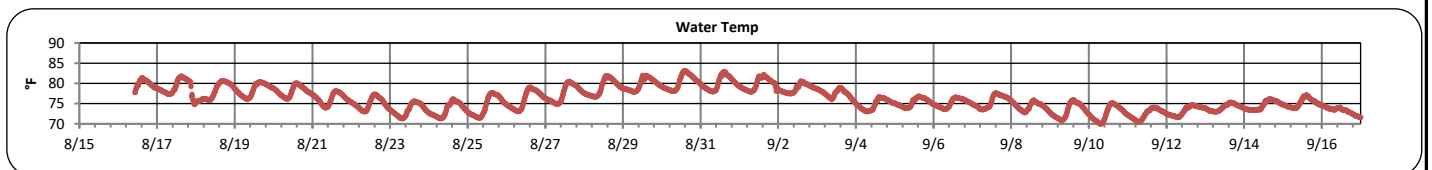
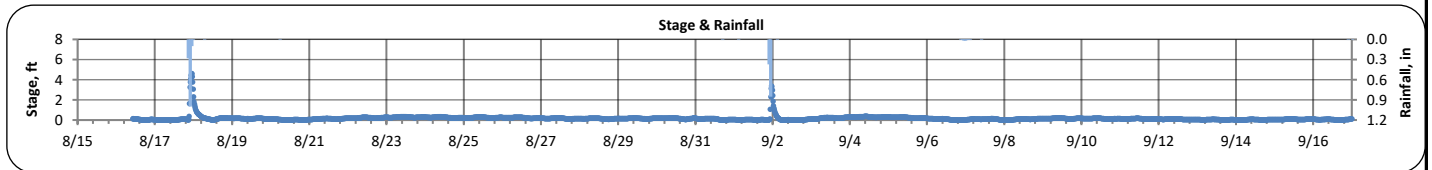
Potential Illicit Discharges and Abnormal Events:

No potential abnormal events were identified during this monitoring period.

Continuous Water Quality Monitoring Periodic Report

Smith Branch B (August 15, 2024 - September 17, 2024)

PARAMETER	DESCRIPTION	CONTINUOUS WATER QUALITY PARAMETERS:	SUMMARY STATISTICS				
			MINIMUM OBSERVED	MAXIMUM OBSERVED	MEDIAN OBSERVED	MEAN OBSERVED	STANDARD DEVIATION
STREAM NAME:	Smith Branch	STAGE (FT):	0.0	4.6	0.1	0.2	0.3
LOCATION:	Off Mountain Drive	TEMPERATURE (°F):	70	83	0	76	3
NEAREST ADDRESS:	3950 Clement Rd Columbia, SC 29203	TURBIDITY (NTU):	3	421	4	8	20
COORDINATES:	34.037933,-81.0591	pH:	6.0	7.7	7.3	7.3	0.2
TMDL/IMPAIRMENT:	Fecal Coliform	SPECIFIC CONDUCTIVITY (mS/cm):	0.026	0.153	0.145	0.141	0.015
NEIGHBORING LANDUSE:	Residential and commercial	DISSOLVED OXYGEN (mg/L):	7.3	8.8	8.3	8.2	0.3
SPATIAL LOCATION:	Most Downstream Site						
TOTAL NO. STORMS OVER 0.1 INCH:	8						
MAX. DAILY RAINFALL:	1.4 inches						
TOTAL RAINFALL (FOR PERIOD):	3.2 inches						



**Continuous Water Quality
Monitoring Periodic Report**

Smith Branch B (August 15, 2024 - September 17, 2024)

Explanation of Statistics:

MINIMUM OBSERVED	The minimum of the values recorded by the datasonde in 15 minute intervals.
MAXIMUM OBSERVED	The maximum of the values recorded by the datasonde in 15 minute intervals.
MEDIAN OBSERVED	The median of all the values recorded by the datasonde in 15 minute intervals.
MEAN OBSERVED	The average of all the values recorded by the datasonde in 15 minute intervals.
STANDARD DEVIATION	The standard deviation of all the values recorded by the datasonde in 15 minute intervals.

Sampled Data: No samples were collected during this monitoring period.

Analyte (units)								
	Time	Results	Time	Results	Time	Results	Time	Results
<i>Escherichia coli</i> (MPN/100mL)								
Total Suspended Solids (mg/L)								
Total Phosphorus (mg/L)								
Total Nitrogen (mg/L)								

Notes:

Data Gaps

Calibration period occurred 8/13-8/15.

Potential Illicit Discharges and Abnormal Events:

No potential abnormal events were identified during this monitoring period.